

Luminaire Photograph



Light Output Ratio:	82.1%	
Luminaire Power:	11.1 W	
SHR Nominal:	0.75	Calculated using the TM5
SHR Maximum:	0.80	fine grid method.

C Range: 0 - 360DEG
C Interval: 30.0DEG
Test Speed: HIGH
Temperature: 25.3 °C
Operators: Zoe
Test Date: 2023-8-1

Range: 0 - 180DEG
Interval: 1.0DEG
Test System: EVERFINE GO-SPEX500_V1 SYSTEM V2.00.416
Humidity: 65.0%
Test Distance: 3.160m [K=1.0000]
Remarks: LAMP: CMA1306-0000-000N0U0A30G Ra:90
LENS: PM-1084C 50R
DRIVER: 9290 028 088 250mA
30minutes warm-up

LUMINOUS INTENSITY DISTRIBUTION DIAGRAM

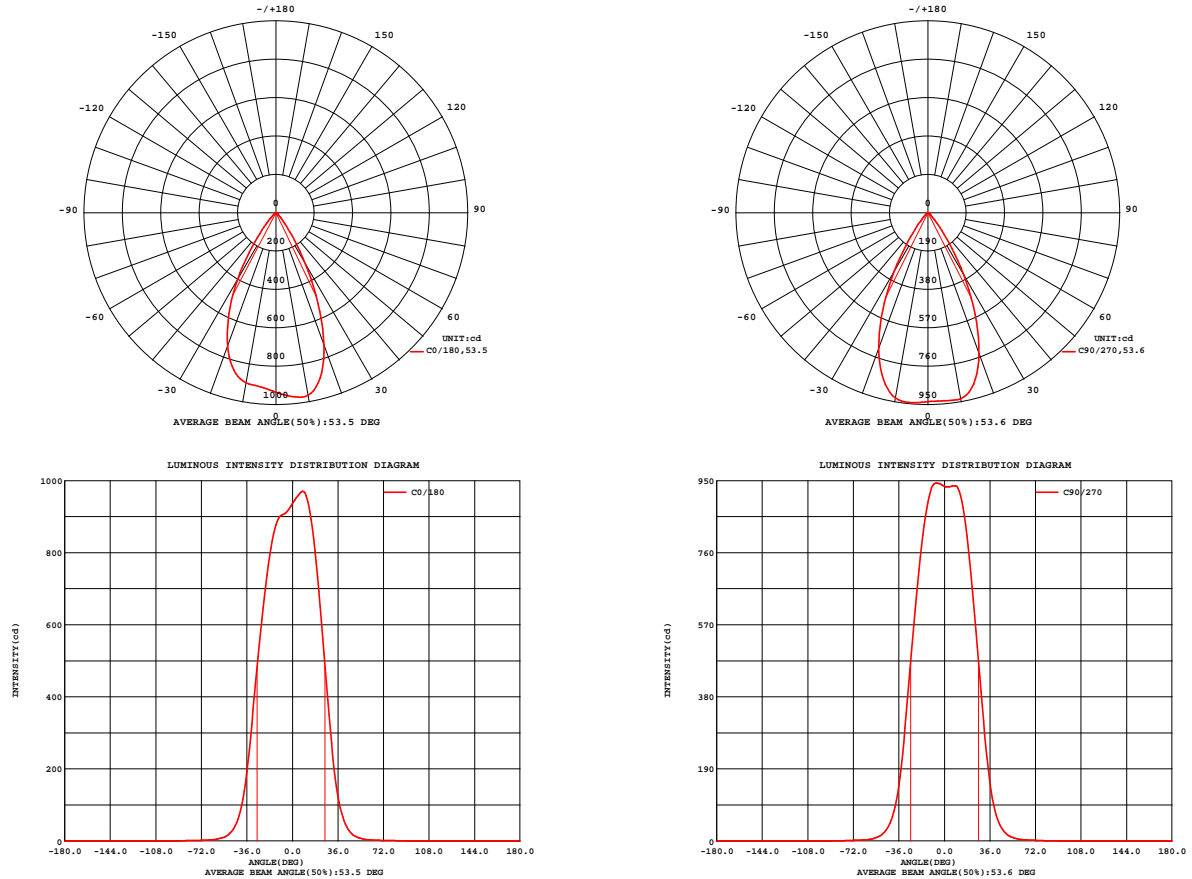


Fig. C0/C180

Fig. C90/C270

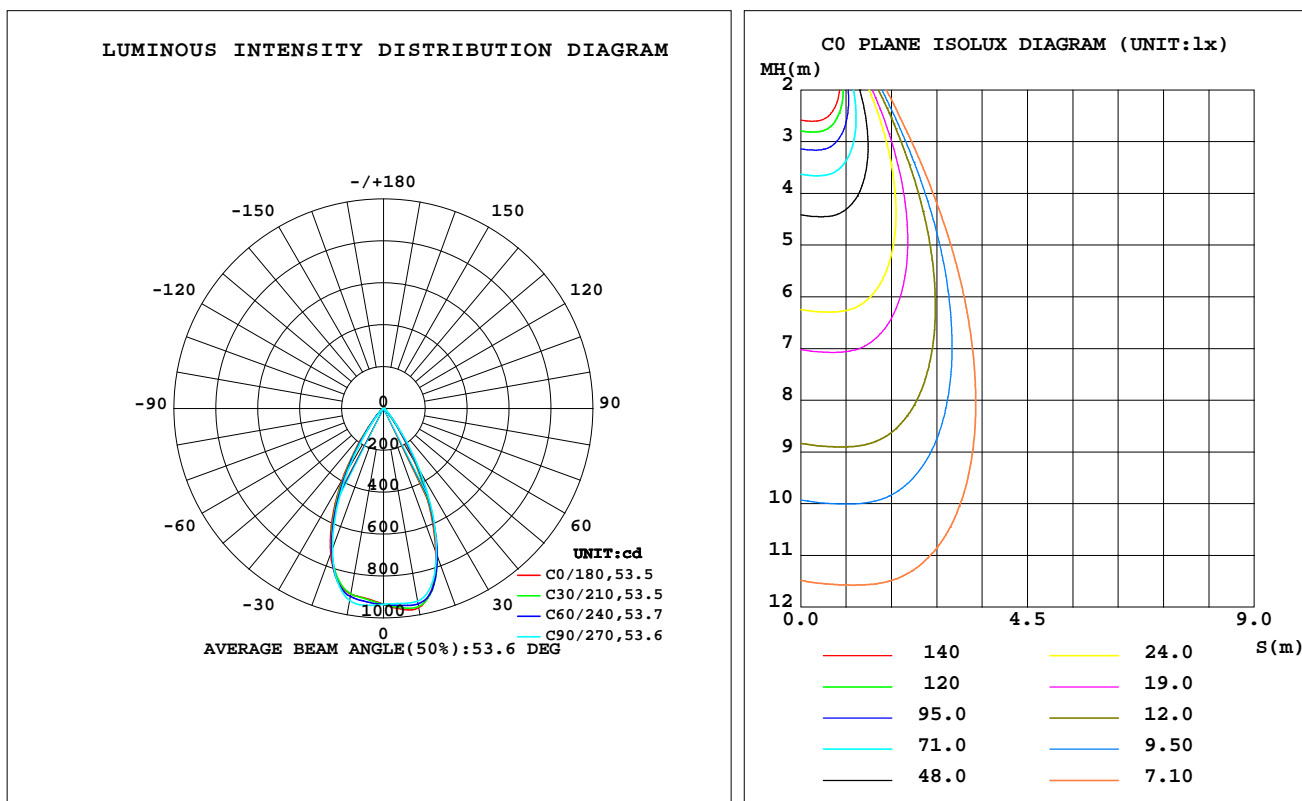
C Range: 0 - 360DEG
 C Interval: 30.0DEG
 Test Speed: HIGH
 Temperature: 25.3 °C
 Operators: Zoe
 Test Date: 2023-8-1

Range: 0 - 180DEG
 Interval: 1.0DEG
 Test System: EVERFINE GO-SPEX500_V1 SYSTEM V2.00.416
 Humidity: 65.0%
 Test Distance: 3.160m [K=1.0000]
 Remarks: LAMP: CMA1306-0000-000N0U0A30G Ra:90
 LENS: PM-1084C 50R
 DRIVER: 9290 028 088 250mA
 30minutes warm-up

LUMINAIRE PHOTOMETRIC TEST REPORT

Test:U:220.13V I:0.0522A P:11.098W PF:0.9636 Freq:49.99Hz Lamp Flux:896.707x1 lm		
NAME: 2218.510-ACOT-97	TYPE:	WEIGHT:
SPEC.: 3000K	DIM.:	SERIAL No.: 2308010959
MFR.: RISE	SUR.: 0.001589625m2	Shielding Angle:

DATA OF LAMP		PHOTOMETRIC DATA Eff: 66.30 lm/W			
MODEL	CREE	I _{max} (cd)	970.2	S/MH(C0/180)	0.85
NOMINAL POWER(W)	11	LOR(%)	82.1	S/MH(C90/270)	0.80
RATED VOLTAGE(V)	220	TOTAL FLUX(lm)	735.80	UP,DN(C0-180)	0.0,41.0
NOMINAL FLUX(lm)	896.707	CIE CLASS	DIRECT	UP,DN(C180-360)	0.0,41.1
LAMPS INSIDE	1	up(%)	0.0	CIBSE SHR NOM	0.75
TEST VOLTAGE(V)	220	down(%)	82.1	CIBSE SHR MAX	0.80



C Range: 0 - 360DEG
C Interval: 30.0DEG
Test Speed: HIGH
Temperature:25.3℃
Operators:Zoe
Test Date:2023-8-1

Range: 0 - 180DEG
Interval: 1.0DEG
Test System:EVERFINE GO-SPEX500_V1 SYSTEM V2.00.416
Humidity:65.0%
Test Distance:3.160m [K=1.0000]
Remarks: LAMP:CMA1306-0000-000N0U0A30G Ra:90
LENS: PM-1084C 50R
DRIVER:9290 028 088 250mA
30minutes warm-up

ZONAL FLUX DIAGRAM

ZONAL FLUX DIAGRAM:

	C0	C45	C90	C135	C180	C225	C270	C315		zone	total	%lum,lamp
10	965.7	953.8	934.2	914.0	899.8	904.9	930.7	959.4	0- 10	89.41	89.41	12.2,9.97
20	731.8	749.3	740.4	737.7	737.6	724.7	714.1	733.0	10- 20	240.4	329.8	44.8,36.8
30	309.4	329.5	354.8	369.1	399.9	372.0	336.5	324.1	20- 30	246.8	576.6	78.4,64.3
40	66.99	72.39	81.48	90.12	99.00	88.61	76.36	71.50	30- 40	117.3	693.9	94.3,77.4
50	12.59	13.85	15.85	17.53	19.14	17.50	14.90	13.76	40- 50	29.82	723.7	98.4,80.7
60	3.438	3.738	4.245	4.514	4.751	4.282	3.713	3.550	50- 60	7.579	731.3	99.4,81.6
70	1.742	1.827	1.953	2.040	2.120	1.995	1.844	1.776	60- 70	2.721	734.0	99.8,81.9
80	1.026	0.7642	0.4442	0.9676	1.224	0.8853	0.4373	0.6726	70- 80	1.492	735.5	100,82
90	0	0	0	0	0	0	0	0	80- 90	0.2710	735.8	100,82.1
100	0	0	0	0	0	0	0	0	90-100	0	735.8	100,82.1
110	0	0	0	0	0	0	0	0	100-110	0	735.8	100,82.1
120	0	0	0	0	0	0	0	0	110-120	0	735.8	100,82.1
130	0	0	0	0	0	0	0	0	120-130	0	735.8	100,82.1
140	0	0	0	0	0	0	0	0	130-140	0	735.8	100,82.1
150	0	0	0	0	0	0	0	0	140-150	0	735.8	100,82.1
160	0	0	0	0	0	0	0	0	150-160	0	735.8	100,82.1
170	0	0	0	0	0	0	0	0	160-170	0	735.8	100,82.1
180	0	0	0	0	0	0	0	0	170-180	0	735.8	100,82.1
DEG	LUMINOUS INTENSITY:cd									UNIT:lm		

C Range: 0 - 360DEG
C Interval: 30.0DEG
Test Speed: HIGH
Temperature:25.3℃
Operators:Zoe
Test Date:2023-8-1

Range: 0 - 180DEG
Interval: 1.0DEG
Test System:EVERFINE GO-SPEX500_V1 SYSTEM V2.00.416
Humidity:65.0%
Test Distance:3.160m [K=1.0000]
Remarks: LAMP:CMA1306-0000-000N0U0A30G Ra:90
LENS: PM-1084C 50R
DRIVER:9290 028 088 250mA
30minutes warm-up

LUMINANCE LIMITATION CURVES

Test:U:220.13V I:0.0522A P:11.098W PF:0.9636 Freq:49.99Hz
Lamp Flux:896.707x1 lm

NAME: 2218.510-ACOT-97

TYPE:

WEIGHT:

SPEC.: 3000K

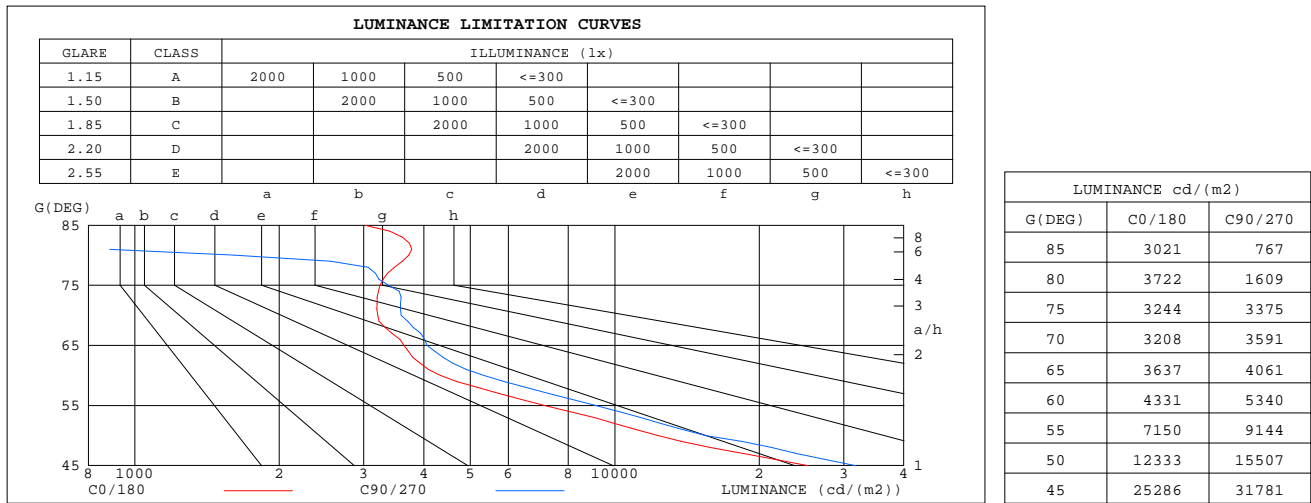
DIM.:

SERIAL No.: 2308010959

MFR.: RISE

SUR.: 0.001589625m2

Shielding Angle:



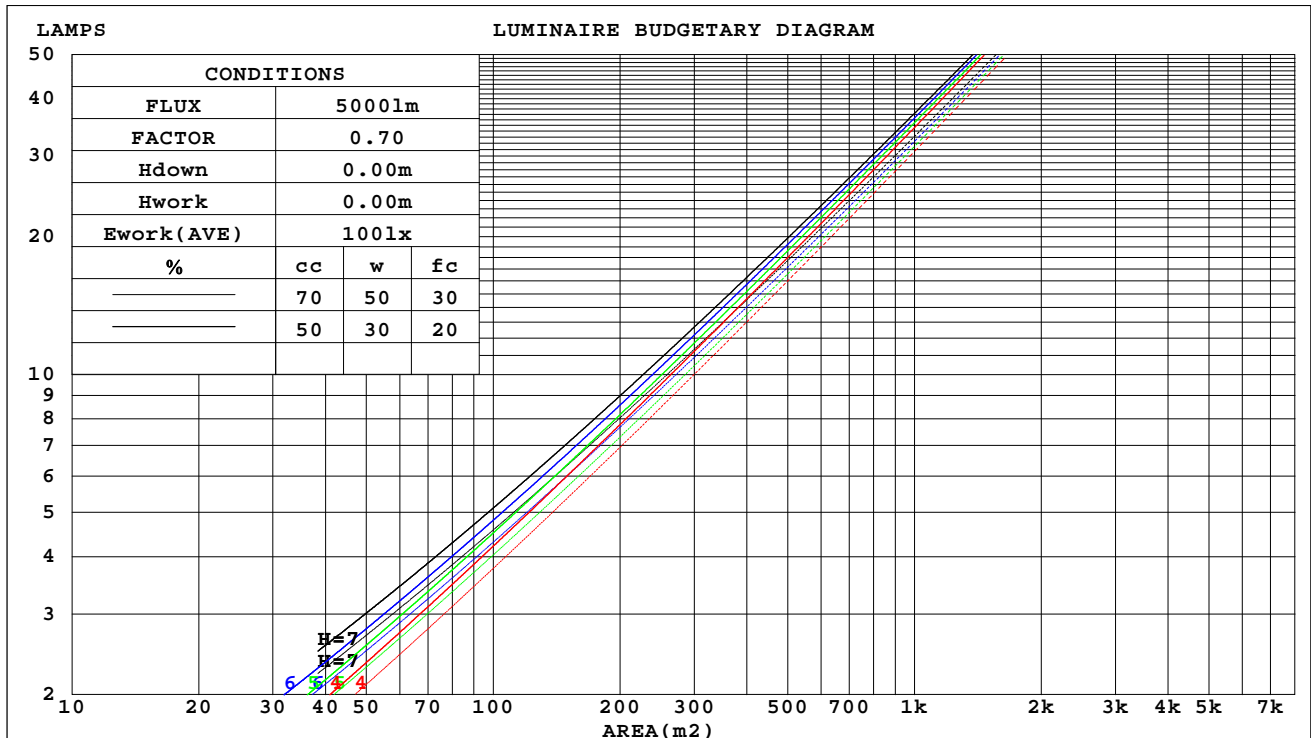
C Range: 0 - 360DEG
 C Interval: 30.0DEG
 Test Speed: HIGH
 Temperature:25.3℃
 Operators:Zoe
 Test Date:2023-8-1

Range: 0 - 180DEG
 Interval: 1.0DEG
 Test System:EVERFINE GO-SPEX500_V1 SYSTEM V2.00.416
 Humidity:65.0%
 Test Distance:3.160m [K=1.0000]
 Remarks: LAMP:CMA1306-0000-000N0U0A30G Ra:90
 LENS: PM-1084C 50R
 DRIVER:9290 028 088 250mA
 30minutes warm-up

CU AND LUMINAIRE BUDGETARY ESTIMATE DIAGRAM

Test:U:220.13V I:0.0522A P:11.098W PF:0.9636 Freq:49.99Hz Lamp Flux:896.707x1 lm		
NAME: 2218.510-ACOT-97	TYPE:	WEIGHT:
SPEC.: 3000K	DIM.:	SERIAL No.: 2308010959
MFR.: RISE	SUR.: 0.001589625m2	Shielding Angle:

cc	80%			70%			50%			30%			10%			0
w	50%	30%	10%	50%	30%	10%	50%	30%	10%	50%	30%	10%	50%	30%	10%	0
fc	20%			20%			20%			20%			20%			0
RCR	RCR:Room Cavity Ratio Coefficients of Utilization(CU)															
0.0	.98	.98	.98	.95	.95	.95	.91	.91	.91	.87	.87	.87	.84	.84	.84	.82
1.0	.91	.89	.87	.89	.88	.86	.86	.85	.83	.83	.82	.81	.80	.79	.79	.77
2.0	.85	.82	.79	.84	.81	.78	.81	.79	.77	.79	.77	.75	.76	.75	.74	.72
3.0	.80	.76	.73	.79	.75	.72	.77	.74	.71	.75	.72	.70	.73	.71	.69	.68
4.0	.75	.71	.67	.74	.70	.67	.72	.69	.66	.71	.68	.65	.69	.67	.65	.63
5.0	.70	.66	.63	.70	.65	.62	.68	.65	.62	.67	.64	.61	.66	.63	.61	.60
6.0	.66	.62	.58	.66	.61	.58	.65	.61	.58	.64	.60	.58	.62	.59	.57	.56
7.0	.63	.58	.55	.62	.58	.55	.61	.57	.54	.60	.57	.54	.59	.56	.54	.53
8.0	.59	.55	.52	.59	.55	.52	.58	.54	.51	.57	.54	.51	.57	.53	.51	.50
9.0	.56	.52	.49	.56	.52	.49	.55	.51	.48	.55	.51	.48	.54	.51	.48	.47
10.0	.54	.49	.46	.53	.49	.46	.53	.49	.46	.52	.48	.46	.51	.48	.46	.45



C Range: 0 - 360DEG
C Interval: 30.0DEG
Test Speed: HIGH
Temperature: 25.3°C
Operators: Zoe
Test Date: 2023-8-1

```

Range: 0 - 180DEG
Interval: 1.0DEG
Test System:EVERFINE GO-SPEX500_V1 SYSTEM V2.00.416
Humidity:65.0%
Test Distance:3.160m [K=1.0000]
Remarks: LAMP:CMAL306-0000-000N0U0A30G Ra:90
          LENS: PM-1084C 50R
          DRIVER:9290 028 088 250mA
          30minutes warm-up

```

WEC AND CCEC

Test:U:220.13V I:0.0522A P:11.098W PF:0.9636 Freq:49.99Hz Lamp Flux:896.707x1 lm		
NAME: 2218.510-ACOT-97	TYPE:	WEIGHT:
SPEC.: 3000K	DIM.:	SERIAL No.: 2308010959
MFR.: RISE	SUR.: 0.001589625m2	Shielding Angle:

cc	80%			70%			50%			30%			10%			0	
w	50%	30%	10%	50%	30%	10%	50%	30%	10%	50%	30%	10%	50%	30%	10%	0	
fc	20%			20%			20%			20%			20%			0	
RCR	RCR:Room Cavity Ratio						Wall Exitance Coefficients(WEC)										
0.0																	
1.0	.141	.080	.025	.135	.077	.025	.125	.072	.023	.116	.067	.021	.107	.062	.020		
2.0	.134	.074	.023	.130	.071	.022	.121	.067	.021	.113	.063	.020	.106	.060	.019		
3.0	.128	.068	.020	.124	.066	.020	.116	.063	.019	.110	.060	.018	.103	.057	.018		
4.0	.121	.063	.019	.118	.062	.018	.112	.059	.018	.106	.057	.017	.100	.055	.017		
5.0	.116	.059	.017	.113	.058	.017	.107	.056	.016	.102	.054	.016	.097	.052	.016		
6.0	.110	.055	.016	.108	.054	.016	.103	.053	.015	.099	.051	.015	.094	.050	.015		
7.0	.106	.052	.015	.103	.051	.015	.099	.050	.014	.095	.049	.014	.091	.047	.014		
8.0	.101	.049	.014	.099	.049	.014	.095	.048	.014	.092	.046	.013	.088	.045	.013		
9.0	.097	.047	.013	.095	.046	.013	.092	.045	.013	.089	.044	.013	.086	.043	.013		
10.0	.093	.045	.012	.091	.044	.012	.088	.043	.012	.086	.042	.012	.083	.042	.012		

cc	80%			70%			50%			30%			10%			0
w	50%	30%	10%	50%	30%	10%	50%	30%	10%	50%	30%	10%	50%	30%	10%	0
fc	20%			20%			20%			20%			20%			0
RCR	RCR:Room Cavity Ratio			Ceiling Cavity Exitance Coefficients(CCEC)												
0.0	.156	.156	.156	.134	.134	.134	.091	.091	.091	.052	.052	.052	.017	.017	.017	
1.0	.140	.129	.119	.120	.111	.103	.082	.076	.071	.047	.044	.041	.015	.014	.013	
2.0	.127	.109	.093	.109	.094	.081	.075	.065	.056	.043	.038	.033	.014	.012	.011	
3.0	.117	.093	.074	.100	.080	.064	.069	.056	.045	.040	.033	.027	.013	.011	.009	
4.0	.108	.081	.060	.093	.070	.052	.064	.049	.037	.037	.029	.022	.012	.009	.007	
5.0	.101	.071	.050	.087	.062	.043	.060	.043	.030	.035	.025	.018	.011	.008	.006	
6.0	.095	.064	.041	.081	.055	.036	.056	.039	.026	.033	.023	.015	.011	.007	.005	
7.0	.089	.057	.035	.077	.050	.031	.053	.035	.022	.031	.021	.013	.010	.007	.004	
8.0	.085	.052	.030	.073	.045	.026	.050	.032	.019	.029	.019	.011	.009	.006	.004	
9.0	.081	.048	.026	.069	.042	.023	.048	.029	.016	.028	.017	.010	.009	.006	.003	
10.0	.077	.044	.023	.066	.039	.020	.046	.027	.014	.027	.016	.008	.009	.005	.003	

C Range: 0 - 360DEG
C Interval: 30.0DEG
Test Speed: HIGH
Temperature:25.3℃
Operators:Zoe
Test Date:2023-8-1

Range: 0 - 180DEG
Interval: 1.0DEG
Test System:EVERFINE GO-SPEX500_V1 SYSTEM V2.00.416
Humidity:65.0%
Test Distance:3.160m [K=1.0000]
Remarks: LAMP:CMA1306-0000-000N0U0A30G Ra:90
LENS: PM-1084C 50R
DRIVER:9290 028 088 250mA
30minutes warm-up

UGR(Unified Glare Rating) Table

Test:U:220.13V I:0.0522A P:11.098W PF:0.9636 Freq:49.99Hz Lamp Flux:896.707x1 lm										
NAME: 2218.510-ACOT-97					TYPE:			WEIGHT:		
SPEC.: 3000K					DIM.:			SERIAL No.: 2308010959		
MFR.: RISE					SUR.: 0.001589625m2			Shielding Angle:		
ceiling/cavity	0.7	0.7	0.5	0.5	0.3	0.7	0.7	0.5	0.5	0.3
walls	0.5	0.3	0.5	0.3	0.3	0.5	0.3	0.5	0.3	0.3
working plane	0.2	0.2	0.2	0.2	0.2	0.2	0.2	0.2	0.2	0.2
Room dimensions	Viewed crosswise					Viewed endwise				
x = 2H y = 2H	19.3	20.2	19.5	20.4	20.5	20.1	21.0	20.3	21.1	21.3
3H	19.2	20.0	19.4	20.2	20.4	19.9	20.8	20.2	21.0	21.2
4H	19.1	19.9	19.4	20.1	20.3	19.9	20.7	20.1	20.9	21.1
6H	19.1	19.8	19.4	20.0	20.3	19.8	20.5	20.1	20.8	21.0
8H	19.0	19.7	19.3	20.0	20.2	19.8	20.5	20.1	20.7	21.0
12H	19.0	19.7	19.3	19.9	20.2	19.7	20.4	20.0	20.7	20.9
4H 2H	19.1	19.9	19.4	20.1	20.3	19.8	20.6	20.1	20.8	21.1
3H	19.0	19.6	19.3	19.9	20.2	19.7	20.4	20.0	20.7	20.9
4H	18.9	19.5	19.3	19.8	20.1	19.7	20.3	20.0	20.6	20.9
6H	18.9	19.4	19.2	19.7	20.1	19.6	20.1	20.0	20.5	20.8
8H	18.8	19.3	19.2	19.7	20.1	19.5	20.0	19.9	20.4	20.8
12H	18.8	19.3	19.2	19.6	20.0	19.5	19.9	19.9	20.3	20.7
8H 4H	18.8	19.3	19.2	19.6	20.0	19.5	20.0	19.9	20.4	20.7
6H	18.8	19.2	19.2	19.6	20.0	19.5	19.9	19.9	20.3	20.7
8H	18.7	19.1	19.2	19.5	20.0	19.4	19.8	19.8	20.2	20.6
12H	18.7	19.0	19.2	19.4	19.9	19.3	19.7	19.8	20.1	20.6
12H 4H	18.7	19.2	19.1	19.6	20.0	19.5	19.9	19.9	20.3	20.7
6H	18.7	19.1	19.2	19.5	19.9	19.4	19.8	19.9	20.2	20.6
8H	18.7	19.0	19.1	19.4	19.9	19.3	19.7	19.8	20.1	20.6
Variations with the observer position at spacings(CIE Pub.117):										
S = 1.0H	+ 3.0 / - 6.9					+ 3.6 / - 7.8				
1.5H	+ 5.1 / - 5.9					+ 5.7 / - 6.9				
2.0H	+ 4.8 / - 3.2					+ 5.7 / - 4.4				

CIE Pub.117, 896.7 lm Total Lamp Luminous Flux Correct (8log(F/F0) = -0.4)
Area: 0.00158963 m2

C Range: 0 - 360DEG
C Interval: 30.0DEG
Test Speed: HIGH
Temperature:25.3℃
Operators:Zoe
Test Date:2023-8-1

Range: 0 - 180DEG
Interval: 1.0DEG
Test System:EVERFINE GO-SPEX500_V1 SYSTEM V2.00.416
Humidity:65.0%
Test Distance:3.160m [K=1.0000]
Remarks: LAMP:CMA1306-0000-000N0U0A30G Ra:90
LENS: PM-1084C 50R
DRIVER:9290 028 088 250mA
30minutes warm-up

UTILIZATION FACTORS TABLE

Test:U:220.13V I:0.0522A P:11.098W PF:0.9636 Freq:49.99Hz Lamp Flux:896.707x1 lm		
NAME: 2218.510-ACOT-97	TYPE:	WEIGHT:
SPEC.: 3000K	DIM.:	SERIAL No.: 2308010959
MFR.: RISE	SUR.: 0.001589625m2	Shielding Angle:

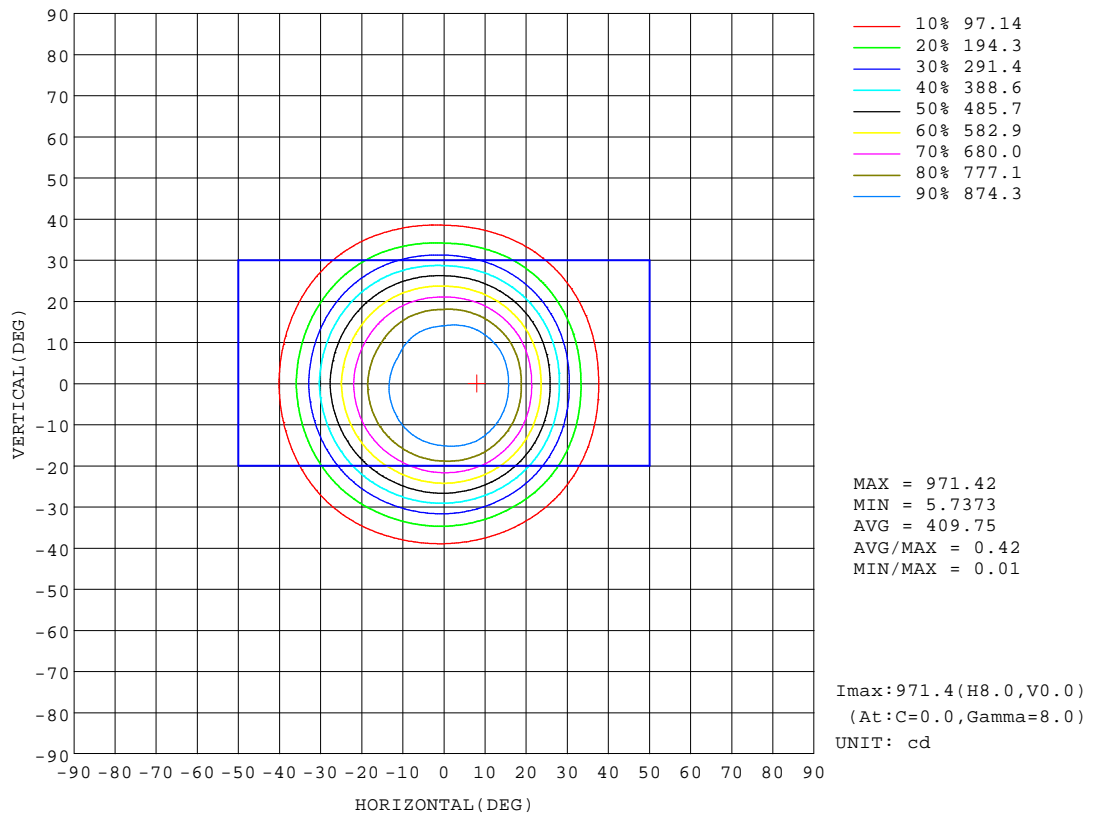
REFLECTANCE										
Ceiling	0.8	0.8	0.8	0.7	0.7	0.7	0.5	0.5	0.5	0
Walls	0.7	0.5	0.3	0.7	0.5	0.3	0.7	0.5	0.3	0
Working plane	0.2	0.2	0.2	0.2	0.2	0.2	0.2	0.2	0.2	0
ROOM INDEX	UTILIZATION FACTORS(PERCENT) $k(RI) \times RCR = 5$									
k = 0.60	72	67	64	72	67	64	71	67	64	61
0.80	78	74	71	78	73	70	77	73	70	67
1.00	82	77	74	81	77	74	80	77	74	71
1.25	85	81	78	84	80	78	83	79	77	74
1.50	87	83	81	86	83	80	84	82	79	76
2.00	89	86	83	88	85	83	86	84	82	77
2.50	91	88	85	89	87	84	87	85	83	78
3.00	92	89	87	90	88	86	88	86	84	79
4.00	94	91	90	92	90	88	89	87	86	80
5.00	95	93	91	93	91	90	90	88	87	81
ROOM INDEX	UF(total)									Direct
According to DIN EN 13032-2 2004			Suspended					SHRNOM = 1.25		

C Range: 0 - 360DEG
C Interval: 30.0DEG
Test Speed: HIGH
Temperature:25.3℃
Operators:Zoe
Test Date:2023-8-1

Range: 0 - 180DEG
Interval: 1.0DEG
Test System:EVERFINE GO-SPEX500_V1 SYSTEM V2.00.416
Humidity:65.0%
Test Distance:3.160m [K=1.0000]
Remarks: LAMP:CMA1306-0000-000N0U0A30G Ra:90
LENS: PM-1084C 50R
DRIVER:9290 028 088 250mA
30minutes warm-up

ISOCANDELA DIAGRAM

Test:U:220.13V I:0.0522A P:11.098W PF:0.9636 Freq:49.99Hz Lamp Flux:896.707x1 lm		
NAME: 2218.510-ACOT-97	TYPE:	WEIGHT:
SPEC.: 3000K	DIM.:	SERIAL No.: 2308010959
MFR.: RISE	SUR.: 0.001589625m2	Shielding Angle:




C Range: 0 - 360DEG
C Interval: 30.0DEG
Test Speed: HIGH
Temperature: 25.3 °C
Operators: Zoe
Test Date: 2023-8-1

Range: 0 - 180DEG
Interval: 1.0DEG
Test System: EVERFINE GO-SPEX500_V1 SYSTEM V2.00.416
Humidity: 65.0%
Test Distance: 3.160m [K=1.0000]
Remarks: LAMP: CMA1306-0000-000N0U0A30G Ra: 90
LENS: PM-1084C 50R
DRIVER: 9290 028 088 250mA
30minutes warm-up

AAI Figure

Test:U:220.13V I:0.0522A P:11.098W PF:0.9636 Freq:49.99Hz Lamp Flux:896.707x1 lm		
NAME: 2218.510-ACOT-97	TYPE:	WEIGHT:
SPEC.: 3000K	DIM.:	SERIAL No.: 2308010959
MFR.: RISE	SUR.: 0.001589625m2	Shielding Angle:



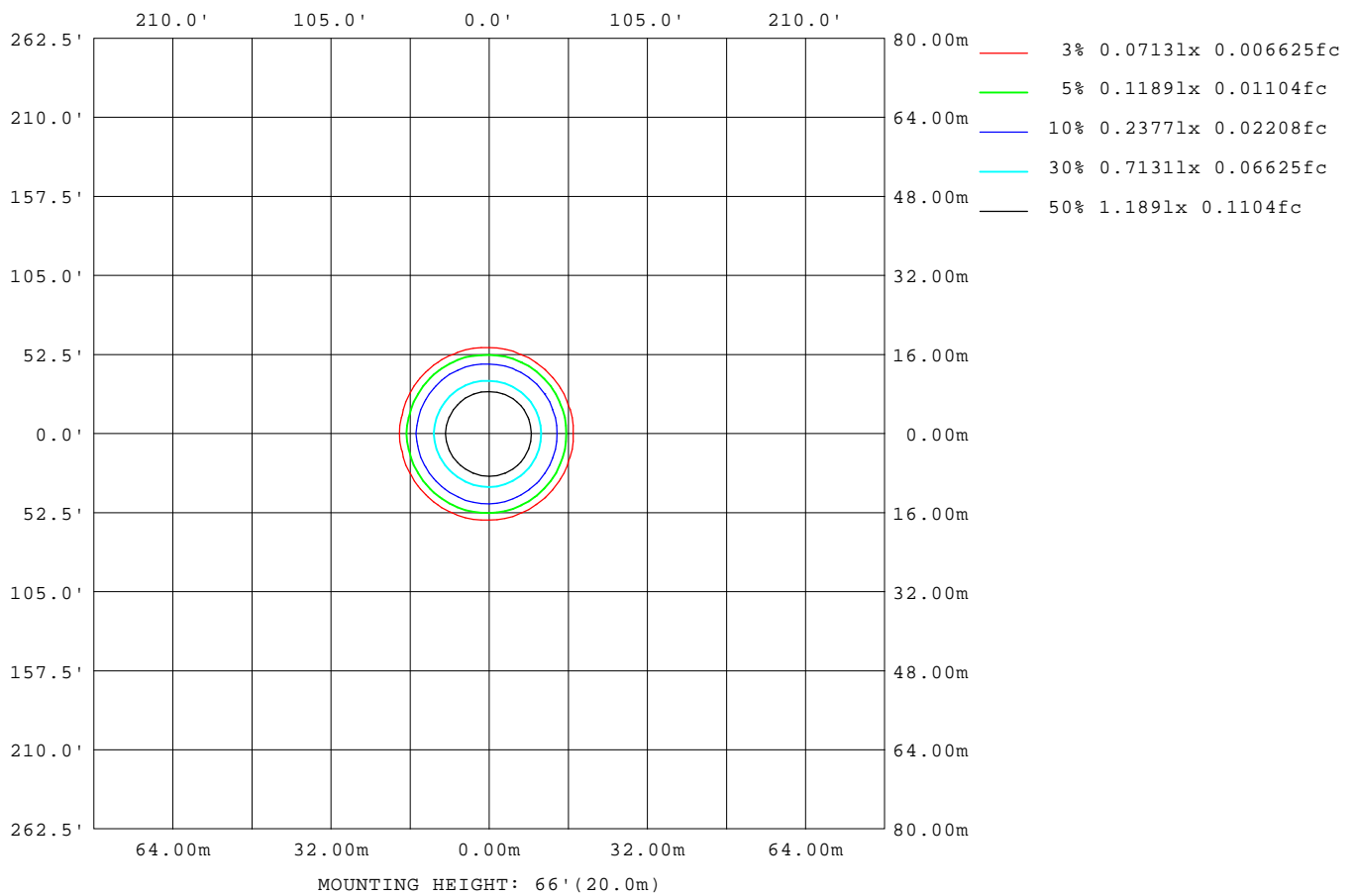
Note:The Curves indicate the illuminated area and the average illumination when the luminaire is at different distance.

C Range: 0 - 360DEG
C Interval: 30.0DEG
Test Speed: HIGH
Temperature:25.3℃
Operators:Zoe
Test Date:2023-8-1

Range: 0 - 180DEG
Interval: 1.0DEG
Test System:EVERFINE GO-SPEX500_V1 SYSTEM V2.00.416
Humidity:65.0%
Test Distance:3.160m [K=1.0000]
Remarks: LAMP:CMA1306-0000-000N0U0A30G Ra:90
LENS: PM-1084C 50R
DRIVER:9290 028 088 250mA
30minutes warm-up

ISOLUX DIAGRAM

Test:U:220.13V I:0.0522A P:11.098W PF:0.9636 Freq:49.99Hz Lamp Flux:896.707x1 lm		
NAME: 2218.510-ACOT-97	TYPE:	WEIGHT:
SPEC.: 3000K	DIM.:	SERIAL No.: 2308010959
MFR.: RISE	SUR.: 0.001589625m2	Shielding Angle:



C Range: 0 - 360DEG
C Interval: 30.0DEG
Test Speed: HIGH
Temperature:25.3°C
Operators:Zoe
Test Date:2023-8-1

Range: 0 - 180DEG
Interval: 1.0DEG
Test System:EVERFINE GO-SPEX500_V1 SYSTEM V2.00.416
Humidity:65.0%
Test Distance:3.160m [K=1.0000]
Remarks: LAMP:CMA1306-0000-000N0U0A30G Ra:90
LENS: PM-1084C 50R
DRIVER:9290 028 088 250mA
30minutes warm-up

LED Avg.L Report

Test:U:220.13V I:0.0522A P:11.098W PF:0.9636 Freq:49.99Hz Lamp Flux:896.707x1 lm		
NAME: 2218.510-ACOT-97	TYPE:	WEIGHT:
SPEC.: 3000K	DIM.:	SERIAL No.: 2308010959
MFR.: RISE	SUR.: 0.001589625m2	Shielding Angle:

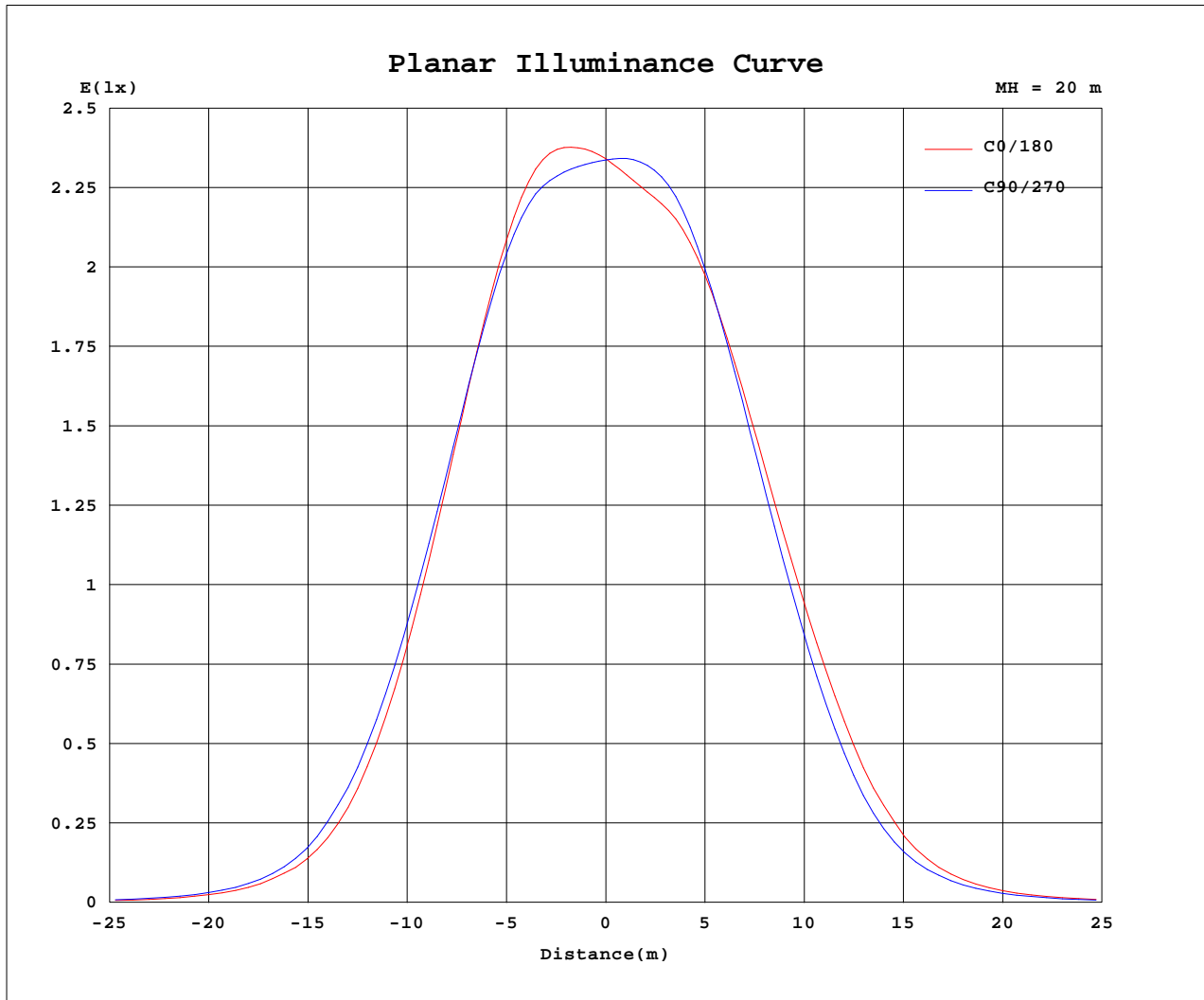
AvgL	cd/m2
L_0~180(65)av	3995
L_0~180(75)av	3548
L_0~180(85)av	4410
L_90~270(65)av	3947
L_90~270(75)av	3276
L_90~270(85)av	1461
L_45(65)av	3978
L_45(75)av	3489
L_45(85)av	189

Standard: GB/T 29293-2012

C Range: 0 - 360DEG
C Interval: 30.0DEG
Test Speed: HIGH
Temperature:25.3℃
Operators:Zoe
Test Date:2023-8-1

Range: 0 - 180DEG
Interval: 1.0DEG
Test System:EVERFINE GO-SPEX500_V1 SYSTEM V2.00.416
Humidity:65.0%
Test Distance:3.160m [K=1.0000]
Remarks: LAMP:CMA1306-0000-000N0U0A30G Ra:90
LENS: PM-1084C 50R
DRIVER:9290 028 088 250mA
30minutes warm-up

Planar Illuminance Curve



C Range: 0 - 360DEG
 C Interval: 30.0DEG
 Test Speed: HIGH
 Temperature: 25.3 °C
 Operators: Zoe
 Test Date: 2023-8-1

Range: 0 - 180DEG
 Interval: 1.0DEG
 Test System: EVERFINE GO-SPEX500_V1 SYSTEM V2.00.416
 Humidity: 65.0%
 Test Distance: 3.160m [K=1.0000]
 Remarks: LAMP: CMA1306-0000-000N0U0A30G Ra:90
 LENS: PM-1084C 50R
 DRIVER: 9290 028 088 250mA
 30minutes warm-up

LUMINOUS DISTRIBUTION INTENSITY DATA

Test:U:220.13V I:0.0522A P:11.098W PF:0.9636 Freq:49.99Hz Lamp Flux:896.707x1 lm		
NAME: 2218.510-ACOT-97	TYPE:	WEIGHT:
SPEC.: 3000K	DIM.:	SERIAL No.: 2308010959
MFR.: RISE	SUR.: 0.001589625m2	Shielding Angle:

Table--1

UNIT: cd

C(DEG) (DEG)	0	30	60	90	120	150	180	210	240	270	300	330						
0	935	935	935	935	935	935	935	935	935	935	935	935						
5	961	954	943	934	924	916	911	914	926	943	956	962						
10	966	960	947	934	920	908	900	898	912	931	953	965						
15	892	898	897	878	869	858	849	841	853	854	880	895						
20	732	747	751	740	736	740	738	725	724	714	727	739						
25	521	535	547	554	553	566	581	563	551	532	531	530						
30	309	323	336	355	361	377	400	381	363	336	329	320						
35	149	158	167	187	191	206	223	205	193	170	164	156						
40	67.0	69.3	75.5	81.5	88.2	92.1	99.0	91.9	85.3	76.4	72.5	70.5						
45	28.4	30.4	32.3	35.7	37.9	40.2	42.7	40.3	37.6	33.3	32.0	30.1						
50	12.6	13.4	14.3	15.8	16.8	18.3	19.1	17.7	17.3	14.9	14.2	13.3						
55	6.51	6.91	7.44	8.34	8.95	9.17	9.40	9.17	8.58	7.80	7.28	6.87						
60	3.44	3.63	3.85	4.25	4.46	4.57	4.75	4.48	4.08	3.71	3.59	3.51						
65	2.44	2.53	2.64	2.73	2.80	2.87	2.93	2.82	2.70	2.57	2.52	2.48						
70	1.74	1.79	1.86	1.95	2.02	2.06	2.12	2.05	1.94	1.84	1.79	1.76						
75	1.33	1.38	1.40	1.39	1.52	1.56	1.59	1.53	1.41	1.31	1.30	1.35						
80	1.03	0.97	0.56	0.44	0.78	1.16	1.22	1.10	0.67	0.44	0.48	0.87						
85	0.42	0.02	0.10	0.11	0.04	0.10	0.80	0.04	0.08	0.30	0.16	0.01						
90	0.00	0.00	0.00	0.00	0.00	0.00	0.00	0.00	0.00	0.00	0.00	0.00						
95	0.00	0.00	0.00	0.00	0.00	0.00	0.00	0.00	0.00	0.00	0.00	0.00						
100	0.00	0.00	0.00	0.00	0.00	0.00	0.00	0.00	0.00	0.00	0.00	0.00						
105	0.00	0.00	0.00	0.00	0.00	0.00	0.00	0.00	0.00	0.00	0.00	0.00						
110	0.00	0.00	0.00	0.00	0.00	0.00	0.00	0.00	0.00	0.00	0.00	0.00						
115	0.00	0.00	0.00	0.00	0.00	0.00	0.00	0.00	0.00	0.00	0.00	0.00						
120	0.00	0.00	0.00	0.00	0.00	0.00	0.00	0.00	0.00	0.00	0.00	0.00						
125	0.00	0.00	0.00	0.00	0.00	0.00	0.00	0.00	0.00	0.00	0.00	0.00						
130	0.00	0.00	0.00	0.00	0.00	0.00	0.00	0.00	0.00	0.00	0.00	0.00						
135	0.00	0.00	0.00	0.00	0.00	0.00	0.00	0.00	0.00	0.00	0.00	0.00						
140	0.00	0.00	0.00	0.00	0.00	0.00	0.00	0.00	0.00	0.00	0.00	0.00						
145	0.00	0.00	0.00	0.00	0.00	0.00	0.00	0.00	0.00	0.00	0.00	0.00						
150	0.00	0.00	0.00	0.00	0.00	0.00	0.00	0.00	0.00	0.00	0.00	0.00						
155	0.00	0.00	0.00	0.00	0.00	0.00	0.00	0.00	0.00	0.00	0.00	0.00						
160	0.00	0.00	0.00	0.00	0.00	0.00	0.00	0.00	0.00	0.00	0.00	0.00						
165	0.00	0.00	0.00	0.00	0.00	0.00	0.00	0.00	0.00	0.00	0.00	0.00						
170	0.00	0.00	0.00	0.00	0.00	0.00	0.00	0.00	0.00	0.00	0.00	0.00						
175	0.00	0.00	0.00	0.00	0.00	0.00	0.00	0.00	0.00	0.00	0.00	0.00						
180	0.00	0.00	0.00	0.00	0.00	0.00	0.00	0.00	0.00	0.00	0.00	0.00						

C Range: 0 - 360DEG
C Interval: 30.0DEG
Test Speed: HIGH
Temperature:25.3℃
Operators:Zoe
Test Date:2023-8-1

Range: 0 - 180DEG
Interval: 1.0DEG
Test System:EVERFINE GO-SPEX500_V1 SYSTEM V2.00.416
Humidity:65.0%
Test Distance:3.160m [K=1.0000]
Remarks: LAMP:CMA1306-0000-000N0U0A30G Ra:90
LENS: PM-1084C 50R
DRIVER:9290 028 088 250mA
30minutes warm-up